


FISCAL YEAR 2020





The Arizona Board of Regents Postsecondary Attainment Report examines the number and proportion of Arizona public high school graduates who enroll in postsecondary institutions within one year of graduation, as well as the number and proportion that complete a postsecondary credential within six years of graduation.

Data in this report uses graduation records from Arizona public high schools provided by the Arizona Department of Education, and postsecondary enrollment and completion records for these graduates from the National Student Clearinghouse.

This year's report restates data from the report's inception to correct irregularities that were ~~withheld~~ available from the Arizona Department of Education. To address these anomalies, the Arizona Department of Education recommended and applied an algorithm to uniquely assign high school graduates to a single graduation year, high school, gender and race. Students whose graduation records could not be disambiguated by this algorithm are reported as having graduated from an "unknown" high school.

The Arizona Board of Regents provides this report to inform the state's understanding of postsecondary enrollment and completion trends and the educational attainment challenges and opportunities in Arizona.



TABLE OF CONTENTS

- 1 Takeaways
- 4 Executive Summary
- 7 Postsecondary Enrollments within One Year After Graduation
- 8 Four-Year College Enrollments Within One Year After Graduation
- 9 Top Postsecondary Institutions by 2018 High School Graduate Enrollments
- 10 Top Ten Percent of Arizona High Schools Ranked by
2018 Enrollment Rate at Four-Year Colleges
- 11 2018 Graduates and Four-Year College Enrollment Rate Based on High School Tiers
- 12 2018 Graduates by Race Ethnicity and High School Tier
- 13 Number of Graduates Enrolled at Four-Year Colleges by Gender and Race Ethnicity
- 14 Percentage of Graduates Enrolled at Four-Year Colleges by Gender and Race Ethnicity
- 15 Postsecondary Completions Within Six Years After Graduation
- 16 Bachelor's Degree Completion Within Six Years After Graduation
- 17 Top Postsecondary Institutions by 2013 High School Graduate Completions
- 18 Top Ten Percent of Arizona Public High Schools Ranked by
2013 Six Year Completion Rate of Bachelor's Degrees
- 19 2013 Graduates and Bachelor's Degree Completions Within Six Years by High School Tier
- 20 2013 Graduates by Race Ethnicity and High School Tier
- 21 Number of Graduates Completing Bachelor's Degrees Within
Six Years of Graduation by Gender and Race Ethnicity
- 22 Percentage of Graduates Completing Bachelor's Degrees Within
Six Years of Graduation by Gender and Race Ethnicity



TAKEAWAYS

The information in this report denotes the following:

- Approximately half of Arizona's 2018 high school graduates pursued education beyond high school.
- Approximately 29 percent of Arizona's 2018 high school graduates pursued a four-year degree. According to the American Community Survey and Arizona state demographer, this is less than the number of estimated bachelor's degree holders who will be aging out of the workforce.
- Arizona public universities enrolled roughly 68 percent of Arizona high school graduates that chose a four-year degree program.
- Where students went to high school impacts whether they enrolled in and completed a four-year degree.
- The number of Black, Hispanic and Native American high school graduates enrolled in a four-year degree program continues to increase.
- Year-over-year, the percent of high school graduates enrolling in a four-year college held steady or slightly increased, but the enrollment gap continues between Black, Hispanic and Native American high school graduates and White or Asian high school graduates.
- Although a college completion gap persists, the percentage of degree completers improved among all racial and ethnic groups.
- Arizona female high school graduates enrolled and completed college at much higher rates than their male counterparts.



Creating a College Going Culture is One of Arizona's Grand Challenges

Arizona's level of education attainment – the percentage of adults who earn a two- or four-year degree – trails the national average. According to the most recent census, Arizona's educational attainment rate is 38.9 percent, compared to the national average of 41.7 percent.¹ Closing the gap between Arizona and the national average requires more Arizona high school graduates to attend and complete a four-year degree. But, in terms of educational attainment, Arizona remains in many ways a state divided. Rates of college attendance and completion are uneven across geographic, racial and socioeconomic lines.

Arizona is home to some of the nation's top-performing high schools² in which most students after graduation pursue a college or university degree. Yet, in some communities – especially rural, tribal and sections of the urban core – few students pursue a postsecondary education. Lack of educational attainment is a primary limiting factor not only on individual prosperity, but also the economy of entire communities and Arizona as a whole.

Those initiatives include:

- Partnering with the Governor to cr



EXECUTIVE SUMMARY

Fifty-Two Percent of Arizona's High School Graduates Go on to College

Arizona is not moving the needle fast enough on high school graduates going to college. Among the approximately 72,000 high school students who graduated in 2018, nearly half – 34,000 – did not enroll in a postsecondary education institution (exhibit PE.1.). A smaller percentage of high school graduates chose to enroll in college in 2018 than in 2009, indicating a troubling trend. Educational attainment is a primary factor that impacts the quality of Arizona's labor market and our ability to compete regionally and nationally for high-paying employers and jobs.

Arizona's college-going rate is relatively static and will likely be impacted by the pandemic in the near future. In 2018, the enrollment rate was 52.7 percent, a decline from 2017, and the current pandemic may cause the enrollment rate to decline further next year (exhibit PE.1.).

Although the overall rate of enrollment in higher education decreased, the rate of high school graduates enrolling in four-year institutions remained steady at 28.6 percent in 2018. That means, of those students choosing to go to college during the past couple of years, a greater percentage have elected to attend a four-year institution (exhibit PE.1.). There are several possible reasons for this enrollment shift, including the value proposition of a four-year degree compared to a two-year degree. This shift is a result of more Arizonans.

Where You Go to High School Matters

The college enrollment data sheds light on Arizona high schools' inconsistent performance in preparing students for higher education. The top Arizona high schools educate 60.8 percent of high school graduates and produce 82 percent of those who subsequently enroll in a four-year college (exhibit PE.5).

The report divides Arizona public high schools into tiers based on their graduates' college enrollment. The grouping is done by separating the Arizona high schools into 10 tiers, with each tier representing 10 percent of Arizona public high schools (exhibit PE.5). The data shows that a two-year

of Arizona high school graduates and produce 82.3 percent of the high school graduates who go on to complete a four-year degree (exhibit PC.5). Generally, Arizona's college preparatory charter schools

The Percentage of Degree Completers Improved Among All Racial and Ethnic Groups

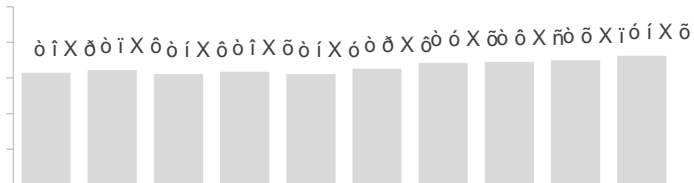
Œ]î}v Wμ o] ,]PZ ^

ÆZ]]š W XíW W}•š• }v ŒÇ vŒ}oou vš•



Εμυ Œ }('Œ μ š • ~]v dZ}μ• v ••

W Œ v š P }('Œ μ š •

Œ]î}v Wμ o] ,]I



Œ]î}v Wμ o] ,]PZ ^ Z}}o 'Œ μ š • t]šZ I

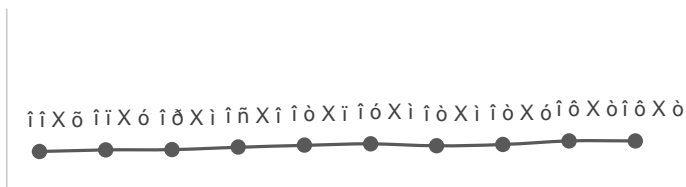


Œ]î}v Wμ o] ,]PZ ^ Z}}o 'Œ μ š • t]šZ

Œ]î}v Wμ o] ,]PZ ^ Z}}o 'Œ μ š • vŒ}oo š dÁ} z Œ



Œ]î}v Wμ o] ,]PZ ^ Z}}o 'Œ μ š • v



îîîô

îîîô

îîîô

îîîô

Œ]î}v Wμ o] ,]PZ ^

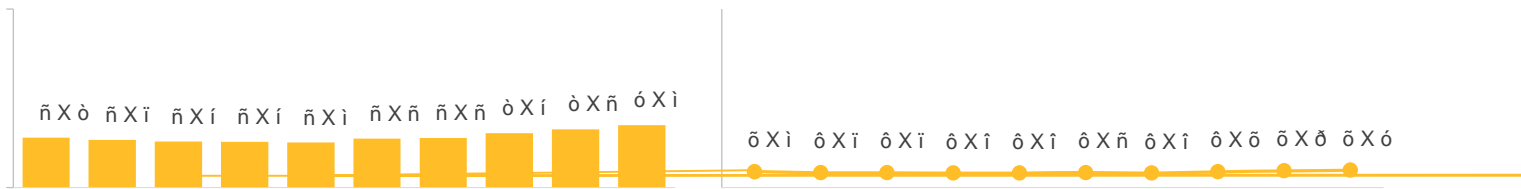
ÆZ]]š W XîW &}μŒErz Œ }oo P vŒ}oou v

Εμυ Œ }('Œ μ š • ~]v dZ}μ• v ••

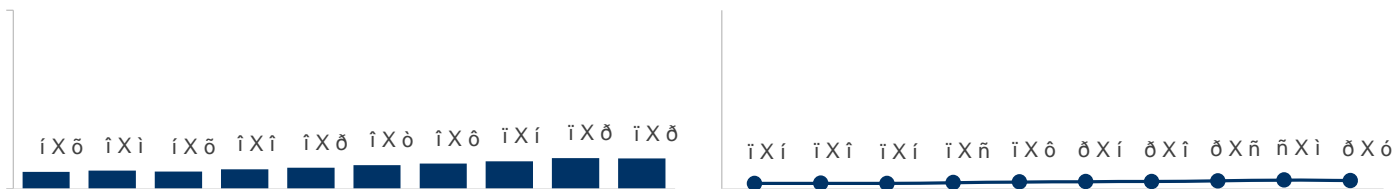
W Œ v š P }('Œ μ š •

Œ]î}v Wμ o] ,]I

Œ]î}v ^š š

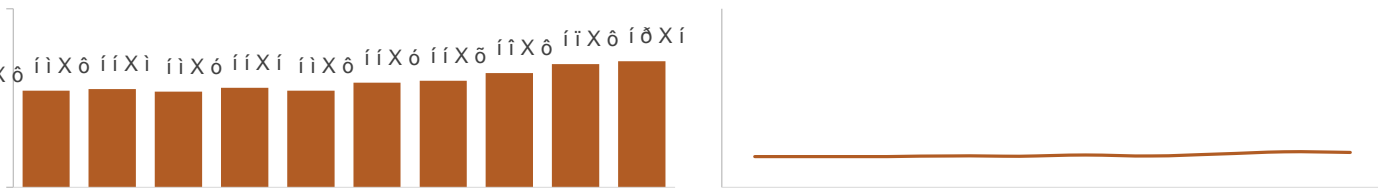


E}ŒšZ Œv Œ]î}



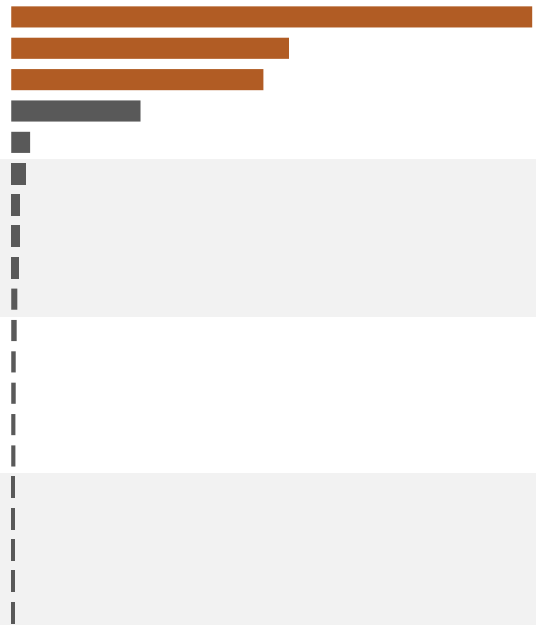
hv]À Œ•]šÇ

Œ]î}v Wμ o]



oo KšZ Œ &}μŒ

Æ]î}v Wμ o] ,]PZ ^



[REDACTED]

[REDACTED]

[REDACTED]

[REDACTED]

[REDACTED]

[REDACTED]


Œ]î}v Wμ o] ,]PZ ^

ÆZ]]š W XñW îîîô 'Œ μ š • v &}μŒ z Œ }oo P vŒ}oou '

'Œ μ š • Ç ,]PZ

'Œ μ š • vŒ}oo š &}μŒrz Œ }

W Œ v š P }('Œ μ š • vŒ}oo š &}μŒrz



μμo š]À W Œ v š P }('Œ μ š • v &}μŒrz Œ }c

E}š W Œ]î}v %μ o] Z]PZ • Z}}o• Œ Œ vl • }v ~í• šZ]Œ (}μŒrÇ Œ }oo P vŒ}oou v š Œ š •
•]î š] Œ• }v š]v]vP íî % Œ v š }(oo Z]PZ • Z}}o•X d] Œ }v Œ %Œ • v š • šZ íî % Œ v š }(Z]PZ • Z
hE< PŒ}μ%]vP]v oμ • oo Œ]î}v %μ o] Z]PZ • Z}}o PŒ μ š • ÁZ}• Z]PZ • Z}}o]• μvív}ÁvX

Œ]î}v Wμ o] ,]PZ ^

ÆZ]]š W XóW Eμu Œ }('Œ μ š • vŒ}oo š &}μŒr:

& u o

D o

d}š o

•]

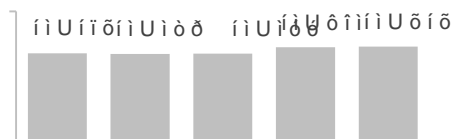
o | }Œ (Œ]

,]•%o

E š]À u




tZ]î



KšZ



d}ë



îîíð

îîíð

îîíð

îîíð

Œ]î}v Wμ o] ,]PZ ^

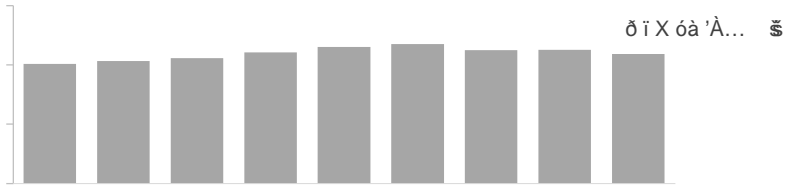
ÆZ]]š W XíW W}•š• }v ŒÇ }u%o o š]}v•

Eμ u Œ }('Œ μ š • ~]v dZ}μ• v ••

W Œ v š P }('Œ μ š •

Œ]î}v Wμ o] ,]I

Œ]î}v Wμ o] ,]PZ ^ Z}}o 'Œ μ š • t]šZ E



Œ]î}v Wμ o] ,]PZ ^ Z}}o 'Œ μ š • t]šZ \

Œ]î}v Wμ o] ,]PZ ^ Z}}o 'Œ μ š • }u%o

Œ]î}v Wμ o] ,]PZ ^ Z}}o 'Œ μ š • }u

Œ]î}v Wμ o] ,]PZ ^ Z}}o 'Œ μ š • }u%o o š

œ]î}v Wμ o] ,]PZ ^

Æ]î}v Wμ o] ,]PZ ^

ÆZ]]š W XiW d}%o W}•š• }v ÆÇ /v•š]šμš}}v• Ç

d}%o d v W}•š• }v ÆÇ /v•š]šμš}}v• Ç Æš](

W}•š• }v ÆÇ

}u%o ð

Æ]vPš}v }oo P

îï ð ð iXîï

'o v o }uμv]š

íð ð ð iXîï

W]u }uμv]š(

íð ð ð iXîï

Æ]vPš}v }

íð ð ð iXîï

Z]} ^ o }

îï ð ð iXîï

Æ]vPš}v }o

îï ð ð iXîï

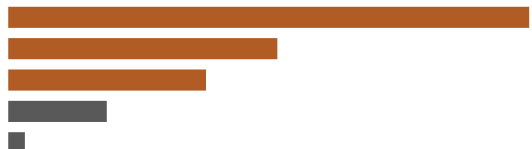
Z v o Ær'o Æš }u

ð ð ð iXîï

D • }uμv]šÇ

ð ð ð iXîï

' š t P



Œ]î}v Wμ o] ,]PZ ^

ÆZ]]š W XñW îîî 'Œ μ š • v Z o}Œ-• PŒ }u%o

'Œ μ š • Ç ,]PZ

'Œ μ š Z o}Œ-• PŒ }u%o š

W Œ v š P 'Œ μ š • }u%o š]vP Z o}Œ

μμo š]À W Œ v š P }('Œ μ š • v Z o}Œ-• P

E}š W Œ]î}v %μ o] Z]PZ • Z}}o• Œ Œ vl • }v ~í• šZ]Œ Z o}Œ-• PŒ }u%o š]}v Œ š • v
•]î š] Œ• }v š]v]vP íî % Œ v š }(oo Z]PZ • Z}}o•X d] Œ }v Œ %Œ • v š • šZ íî % Œ v š }(Z]PZ • Z
hE< PŒ}μ%o]vP]v oμ • oo Œ]î}v %μ o] Z]PZ • Z}}o PŒ μ š • ÁZ}• Z]PZ • Z}}o]• μv}v}ÁvX

Œ]î}v Wμ o] ,]PZ ^

ÆZ]]š W XòW îîî 'Œ μ š • Ç Z š

Εμυ Œ }('Œ μ š • Ç Z v šZv] 'Œ

d]							d]ξ
í	ó ě	ð ò	í Uñ	í í í	ó U í	í í í	í í U ð
î	ò í	ò ô	ï U õ	î î	õ U í	î í	í ñ U í
ï	î õ	ñ ñ	ð U í	î î	ð U í	í ð	í í U î
č	í ó	ò ô	ð U í	î ð	ï U î	í í	ð U í
ř	í ð	ð ĩ	ð U í	ó ï	í U î	ò	ó U í
č	î ě	í ô	í U ï	ó ô	í U î	ò	î U î
ç	î í	î í í	í U ô	í ð	ò ě	ð	î U ô
č	č	î ě	ð í	í í	í ó	î î	ð ñ
č	ř	î î	î õ	ñ	î ð	í í	ò ě
í î	î	č	ò	î î	ñ	î	í ñ

hvl 33:



Œ]î}v Wμ o] ,]PZ ^

ÆZ]]š W XóW Eμu Œ }('Œ μ š • }u%o š]vP Z o}Œ-• PŒ • t]šZ]v

& u o

D o

d}š o

•]

o | }Œ (Œ]

,]•%o

E š]À u

tZ]š

š U š ó š U í š ñ š U ó ñ š U í ó ñ ñ U í í ñ

"Œ 5Pííñ

ô ô

í ñ ô î î

š ó š

Æ]ì}v Wμ o] ,]PZ ^

ÆZ]]š W XôW W Æ vš P }('Æ μ š • }u%o š]vP Z o}Æ-• PÆ • t]šZ

& u o

D o

d}š o

•]

o | }Æ (Æ]

,]•%o

E š]À u

tZ]š

KšZ

d}š



îîîö

îîXîö îîXîî îîXôö îîXîî îòXôö