


COMPLETIONS REPORT

ACADEMIC YEAR 2022-2023



The 2022-2023 Completions Report provides information on the number, growth and types of degrees Arizona's public universities award to graduates. The report documents



TABLE OF CONTENTS

Executive Summary

Enterprise

- 9 Arizona State University**
- 29 Northern Arizona University**
- 49 University of Arizona**

Bachelor's Degrees Continue to Increase, Including in Key STEM Fields

Arizona's public universities awarded 36,619 undergraduate degrees in academic year 2023, a 0.5 percent increase over 2022. Bachelor's degrees awarded at the universities have increased steadily for decades, more than doubling over the last 20 years with a compound annual growth rate of 3.9 percent. The slower growth in completions for this class of 2023, and for the class of 2022, is due in part to the impact of the COVID pandemic on their respective first or second years of study as well as slowing enrollment growth rates for on-campus students.

Across all STEM fields, bachelor's degrees awarded in 2023 include 6,812 at ASU, 1,085 at NAU and 3,012 at UArizona. These represent respective changes since 2019 of +40 percent, -12 percent, and +19 percent.

Business fields are consistently the top major among all bachelor's degree subjects, and the overall total of these degrees is increasing year-over-year. In 2023, undergraduate business degrees awarded at the universities were 4,667 at ASU, 779 at NAU, and 1,312 at UArizona.

Two closely related fields represent the next largest group of bachelor's degrees awarded – health professions and biological/biomedical sciences. Among health professions in 2023, ASU awarded 2,116 bachelor's degrees, NAU awarded 764, and UArizona awarded 705. The universities conferred the following bachelor's degrees in the biosciences: 1,845 at ASU, 455 at NAU, and 801 at UArizona.

The number of bachelor's degrees awarded in engineering declined in recent years overall, with 2023 totals of 1,682 at ASU (-8 percent since 2019), 215 at NAU (-44 percent since 2019) and 524 at UArizona (-15 percent since 2019).

Bachelor's degrees awarded in education increased overall in 2023 but were mixed among the three universities with 863 at ASU, 477 at NAU and 256 at UArizona. The respective changes since 2019 were +36 percent, -18 percent, and -18 percent.

Additional popular majors for bachelor's degrees are psychology, communication/journalism, social sciences, and computer/information sciences.

While on-campus bachelor's degrees awarded in academic year 2023 were approximately flat overall since the prior year, the share of online bachelor's degrees awarded is increasing overall. In 2023 that share was 36 percent at ASU, 18 percent at NAU and 10 percent at UArizona. Online programs at UAGC, which recently became part of UArizona, are not reflected here and will be included in a future report.

Graduate Degrees are Increasing in Several Key Fields

Arizona's public universities conferred 17,432 graduate degrees in academic year 2023, setting a record for the number of master's and doctoral degrees awarded. At 12.1 percent over 2022, this is also the largest single-year increase in many years.

The universities awarded 15,236 master's degrees, a 14.0 percent increase from 2022, with the greatest numbers in education, computer/information sciences, business, engineering, public administration, psychology, and health professions. Master's degrees in computer/information sciences saw the largest increase from 437 in 2022 to 1,932 in 2023, a 342 percent increase.

The universities also conferred 2,196 doctoral degrees, a 0.8 percent increase over 2022, with the most degrees earned in health professions, legal professions, engineering, education, and physical sciences fields. The largest year-to-year changes in doctoral degrees awarded were a 10 percent increase to 705 in the health professions and a 13 percent decrease to 358 in the legal professions.

Key Points

- Arizona's public universities are increasing the overall number of degrees conferred across all types of degrees – bachelor's, master's and doctoral – awarding 54,041 degrees in academic year 2023, a 4 percent increase from the previous year.
- Bachelor's degrees over time are increasing at Arizona's public universities, growing by almost half (46.7 percent) in the last decade from 2013 to 2023.
- Although bachelor's degrees awarded to Arizona residents are down 3.8 percent from their peak in 2019, recent completions are still substantially above levels a decade ago with a 13.1 percent rise from 2013 to 2023.
- Students from historically disadvantaged populations are earning more bachelor's degrees with numbers up over 20 percent since 2019.
- Business fields continue to lead all other degree fields in academic year 2023.
- Bachelor's degrees awarded in key STEM fields continue to significantly increase, although engineering has seen a decline over the past five years.
- Bachelor's degrees in crucial health fields grew substantially, increasing 35 percent since 2019.
- The percentage of bachelor's degrees that are awarded to online students continues to increase overall across the three universities.

9bMdlg

9\M97). HBU'AUgMg'SY fmg5kUXA

AUgMg'SY fmg5kUXA

9\M97*. ; fckh b'AUgMg'SY fmg5kUXXj Yg g'BU'cbU'6bWaU g

7iai UjYDMWH[Y7\U|Y|b'AUgMg'SY fmg5kUXXj Yg g'IG; fUM UY8Y fY; fU|b| 'hg|il|cbg

7iai UjYDMWH[Y7\U|Y|b'AUgMg'SY fmg5kUXXj Yg g'IG|V|W fUM UY8Y fY; fU|b| 'hg|il|cbg

Arizona State University

Exhibit ASU.C.1: Total Bachelor's Degrees Awarded

Bachelor's Degrees Awarded and Enterprise Plan Goals

Actuals to Enterprise Plan Differences

Exhibit ASU.C.2: Growth in Bachelor's Degrees Awarded versus National Benchmarks

Exhibit ASU.C.2: Growth in Bachelor's Degrees Awarded versus National Benchmarks

Arizona State University

Exhibit ASU.C.3: Resident Bachelor's Degrees Awarded

Resident Bachelor's Degrees Awarded and Enterprise Goals

Actuals to Enterprise Plan Differences

Exhibit ASU.C.4: Growth in Bachelor's Degrees Awarded to Arizona Residents and Non-Residents

Exhibit ASU.C.5: Total Master's Degrees Awarded

Master's Degrees Awarded

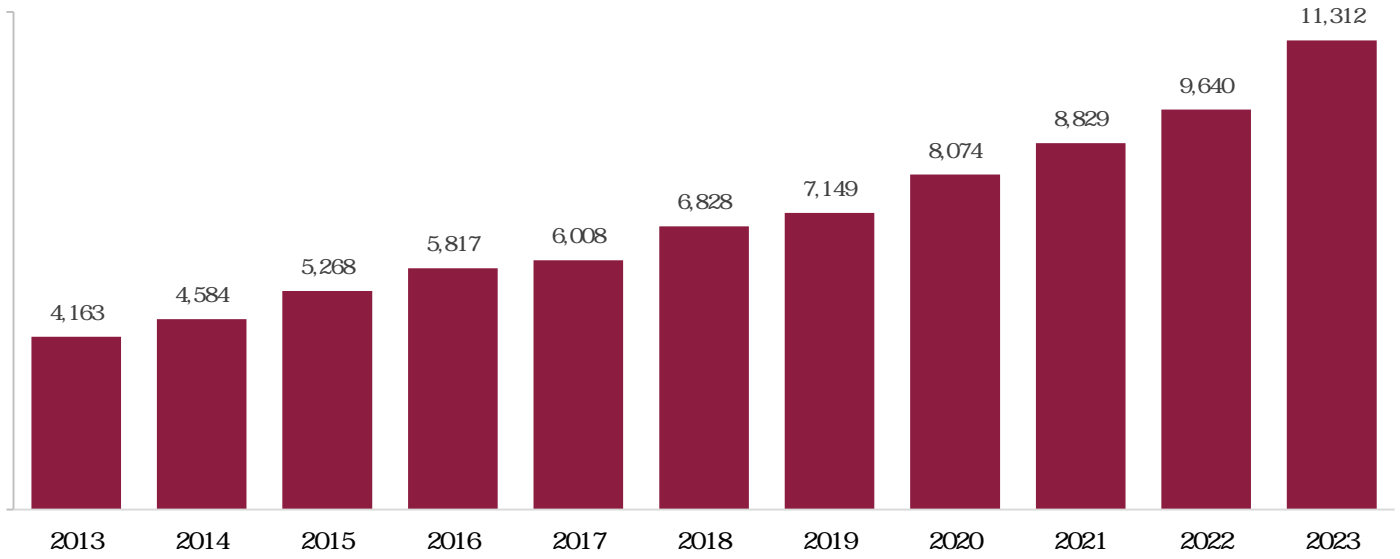

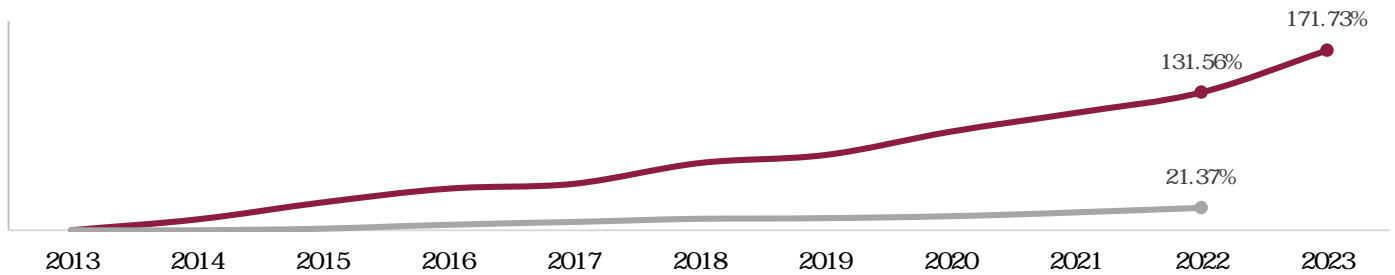


Exhibit ASU.C.6: Growth in Master's Degrees Awarded versus National Benchmarks

Cumulative Percentage Change in Master's Degrees Awarded versus All US Graduate Degree Granting Institutions



Cumulative Percentage Change in Master's Degrees Awarded versus All US Public Graduate Degree Granting Institutions



Arizona State University

Exhibit ASU.C.7: Total Doctoral Degrees Awarded

Doctoral Degrees Awarded

Exhibit ASU.C.8: Growth in Doctoral Degrees Awarded versus National Benchmarks

Arizona State University

Exhibit ASU.C. 14: Degrees Awarded by Modality and Award Level

On-Campus Online Total
Bachelor's Degrees



Master's Degrees

Doctoral Degrees

Total

Exhibit ASU.C. 15: Percentage of Degrees Awarded by Modality in Award Level

On-Campus Online Total
Bachelor's Degrees

Master's Degrees


Doctoral Degrees

Total Degrees

Arizona State University

Exhibit ASU.C.16: Degrees Awarded by Award Level and Geographic Site

ABOR Geographic Site Description	10,530	3,393	479	14,402
ASU Tempe	10,530	3,393	479	14,402
ASU Downtown	2,156	770	353	3,279
ASU Polytechnic	1,064	645	16	1,725
ASU West	1,219	135	15	1,369
ASU@Tucson	22	39		61
ASU@The Gila Valley	49			49
ASU@Lake Havasu	47			47
ASU@Yuma	16	25		41



[Redacted]

[Redacted]

[Redacted]

[Redacted]

[Redacted]

[Redacted]

[Redacted]

[Redacted]

[Redacted]

[Redacted]

[Redacted]

[Redacted]

[Redacted]

[Redacted]

[Redacted]

[Redacted]

[Redacted]

[Redacted]

[Redacted]

[Redacted]

[Redacted]

[Redacted]

[Redacted]

[Redacted]

[Redacted]

[Redacted]

[Redacted]

[Redacted]

[Redacted]

[Redacted]

[Redacted]

[Redacted]

[Redacted]

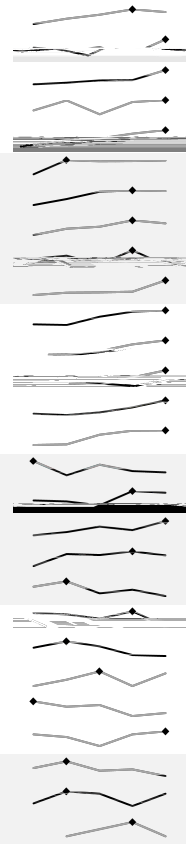
[Redacted]





[Redacted]

[Redacted]

[Redacted]

[Redacted]





[Redacted text block]

[Redacted text block]

[Redacted text block]

[Redacted text block]

[Redacted text block]

[Redacted text block]

[Redacted text block]


[Redacted text block]

[Redacted text block]

[Redacted text block]

[Redacted text block]

[Redacted text block]



Arizona State University

Exhibit ASU.C.25: Degrees Awarded by Program Level and Arizona Residency

On Campus

Resident

Non-Resident

Total

Online

Resident

Non-Resident

Total

Total



Arizona State University

Exhibit ASU.C.26: Degrees Awarded by Program Level and Age Group

On Campus

Age 24 and Under

Age 25 and Over

Total

Online

Age 24 and Under

Age 25 and Over

Total

Total

Age 24 and Under

Age 25 and Over

Total

Arizona State University

Exhibit ASU.C.27: Bachelor's Degrees Awarded by Gender and Race Ethnicity

American Indian or Alaska Native

Asian

Black or African American

Hispanic/Latino

White

Two or more races

Arkansas State University

Exhibit S.J.C.28: Graduate Degrees Awarded by Gender and Race Ethnicity

	Female	Male	Total
American Indian or Alaska Native			
Asian			
Black African American			
Hispanic			
Native Hawaiian or Other Pacific Islander			
White			
Two or More Races			
Nonresident Alien			
Unspecified			
Total			

Notes: Degrees awarded to unspecified gender graduates are included in subtotals and totals, though not presented directly.

1RUWKHUQ \$U


([KLELW 1\$8 & 7RWDO

ODVWHU V 'HJ




([KLELW 1\$8 & *URZWK LQ ODVWHU V 'HJ

&XPXODWLYH 3HUFHQWDJH &KDOQJH LQ ODVWHU V 'HJUHHV :



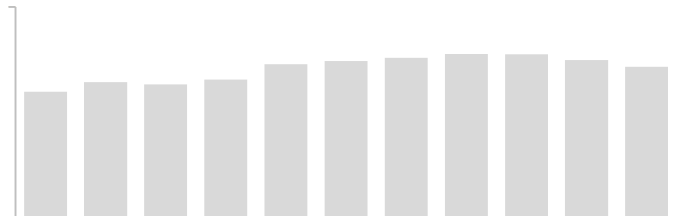
&XPXODWLYH 3HUFHQWDJH &KDOQJH LQ ODVWHU V 'HJUHHV \$ZDI



1RUWKHUQ \$U

([KLELW 1\$8 & 7R

7RWDO 'HJU



([KLELW 1\$8 & 'HJUHHV

%DFKHORU V 'H



ODVWHU V 'HJ



'RFWRUDO 'HJ



%DFKHORU V 'HJUHHV D

ODVWHU V 'HJUHHV DV

'RFWRUDO 'HJUHHV DV

1RUWKHUQ \$U

([KLELW 1\$8 & 'HJUHHV \$ZDUG

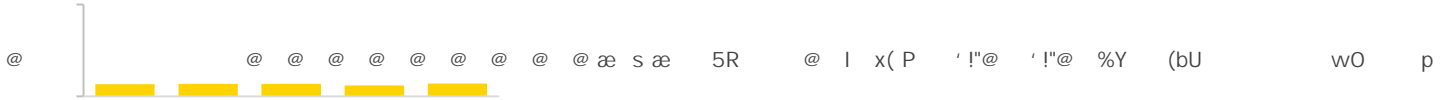
2Q &D
%DFKHORU

2Q(

7R



ODVWHU



'RFWRUD(

7R

([KLELW 1\$8 & 3HUFHQWDJH RI 'HJUF

2Q &D
%DFKHORU

2Q(

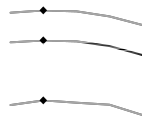



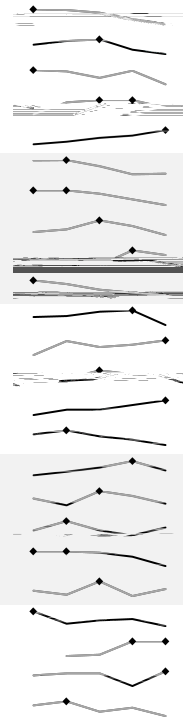
7R

ODVWHU

'RFWRUD(


7RWDO





[Redacted text block]

[Redacted text block]



[Redacted]

[Redacted]

[Redacted]

[Redacted]

[Redacted]

[Redacted]

[Redacted]

[Redacted]

[Redacted]

[Redacted]

[Redacted]

[Redacted]

[Redacted]

[Redacted]

[Redacted]

[Redacted]

[Redacted]

[Redacted]

[Redacted]

[Redacted]

1RUWKHUQ \$U

([KLELW 1\$8 & 'RFWRUDO 'HJUHHV \$ZDUGF

&ODVVLILFDWLRQ RI ,C


< 5 7

< 5 & K

< 5

&

+HDOWK 3URIHVVLRO\
(GXFI
&RPSXWHU DQG ,QIRUPDWLRQ
3K\VLFDQ
%LRORJLFDQ DQG '



3V\FK
6RFLDO
)RUHLJQ /DQJXDJHV /LV
(QJLQ
,QWHUGLVFL



1DWXUDO 5HVRXUFI
\$JULFXOWXUDO \$QLPDO 3ODQW DQ
\$UFKLWHFWXUH D
\$UHD (WKQLF &XOWXUDC
&RPPXQLFDWLRQ -RXUQDO

&RPPXQLFDWLRQV 7HFKQRORJLHV
(QJLQHHULQJ DQG (QJLQHHULQJ 5H
)DPLO\ &RQVXPHU |
/HJDO 3URIHVV
(QJOLVK /DQJXDJH /
/LEHUDO \$UWV DQG 6FLHQFHV

/LEUDU\
ODWKHPDWLFV
OLOLWDU\ 7HFKQRORJI
3DUNV 5HFUHDWLRQ /HL


3KLORVRSK\ DQG
6FLHQFH 7HFKQRORJ
+RPHODQG 6HFXULW\ /DZ (QIRUFHPHQW)
3XEOLF \$GPLQLVWUDWLRQ
7UDQVSRUWDWLRQ
9LVXDO DQG :
%XVLQHVV ODQDJHPHQW ODUNHW
+LV

7R
'LVWLQF



67(O ODMRUV 1





1RUWKHUQ \$U

([KLELW 1\$8 & %DFKHORU V 'HJUHHV

)HP

OD

7R

\$PHULFDQ ,QGLDC



\$V



%ODFN RU \$IU



+LVS



1DWLYH +DZDLLDQ RL

:KL

7ZR RU OR

1RQ 5HVL

8QVSH

7R

1RWH 'HJUHHV DZDUGHG WR XQVSHFLILHG JHQGHU JUDGXDWHV DUH LQFOXGHG LQ VXE

1RUWKHUQ \$U

([KLELW 1\$8 & *UDGXDWH 'HJUHHV :

)HP


OD

7R

\$PHULFDQ ,QGLDC



\$V



%ODFN RU \$IL



+LVS



1DWLYH +DZDLLDQ RL



:KL



7ZR RU OR



1RQ 5HVL



8QVSH




7R







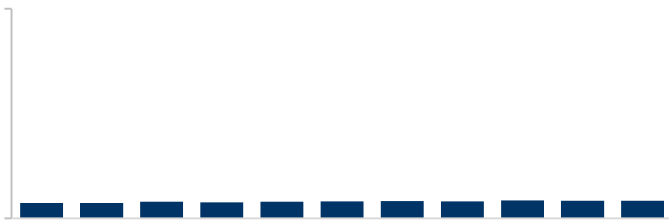
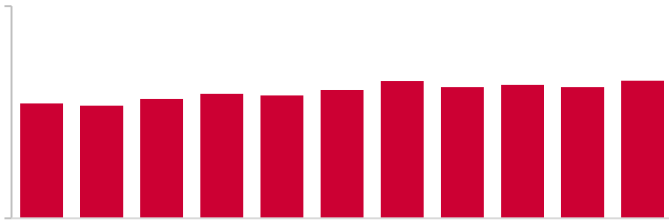
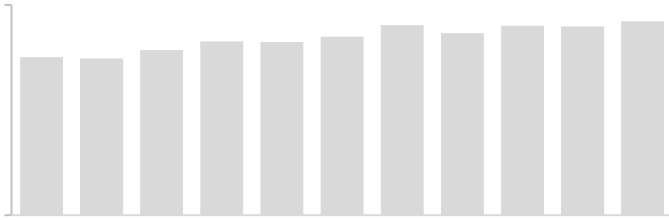
1RWH 'HJUHHV DZDUGHG WR XQVSHFLILHG JHQGHU JUDGXDWHV DUH LQFOXGHG LQ VXE

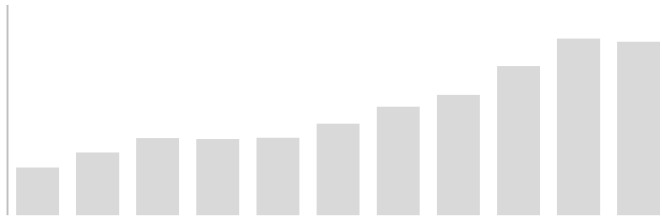
\UO-u @Vo k-hku ' .















[REDACTED]

[REDACTED]

[REDACTED]

[REDACTED]

[Redacted text block]

[Redacted text block]

[Redacted text block]

[Redacted text block]

[Redacted text block]

[Redacted text block]

[Redacted text block]

[Redacted text block]

[Redacted text block]

[Redacted text block]

[Redacted text block]

[Redacted text block]

[Redacted text block]

[Redacted text block]

[Redacted text block]

[Redacted text block]

[Redacted text block]

[Redacted text block]

[Redacted text block]

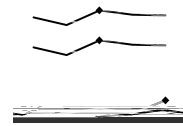



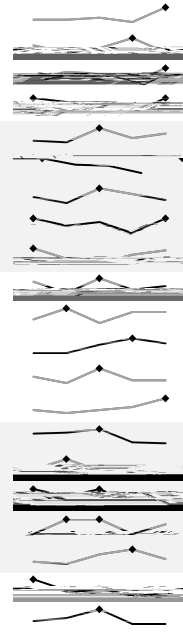
[Redacted text block]

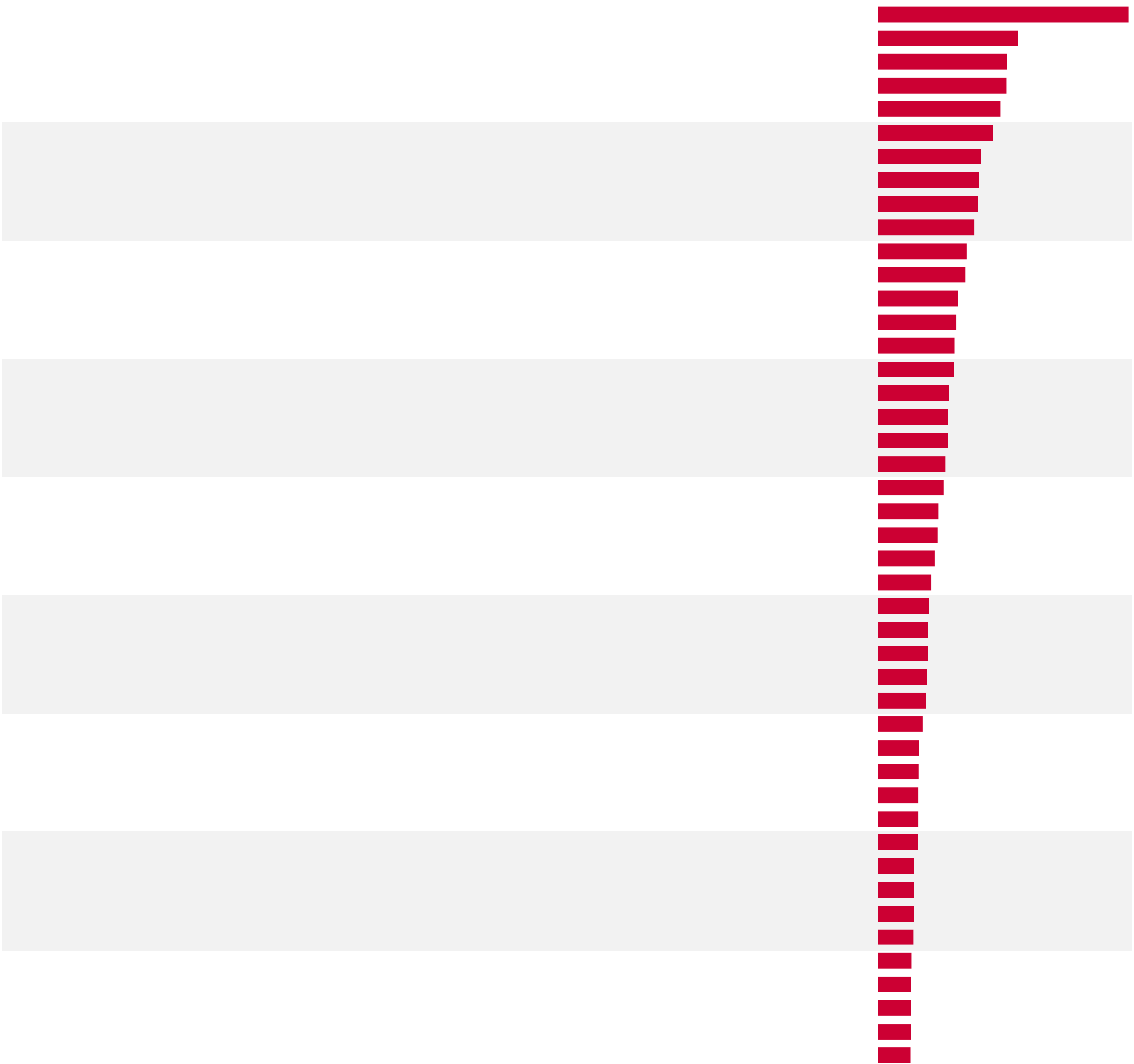
[Redacted text block]

[Redacted text block]


[Redacted text block]

[Redacted text block]





■
■
■
■
■



■
■
■
■
■

